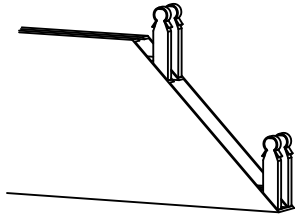
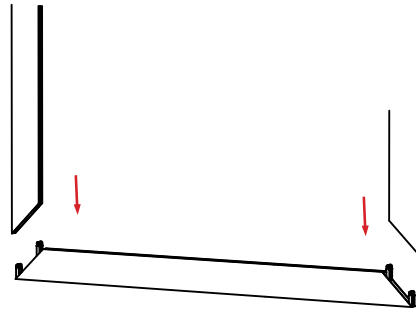


Assembly & Installation Instructions

QUADRI: 9.0 FRAME ASSEMBLY



Corner Keys
insert into frame
as shown

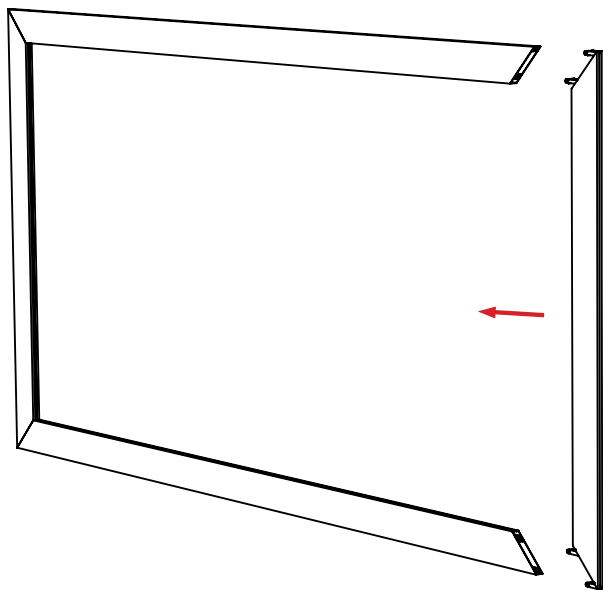


Individual Frame Extrusions are connected via Corner Keys provided with the assembly.

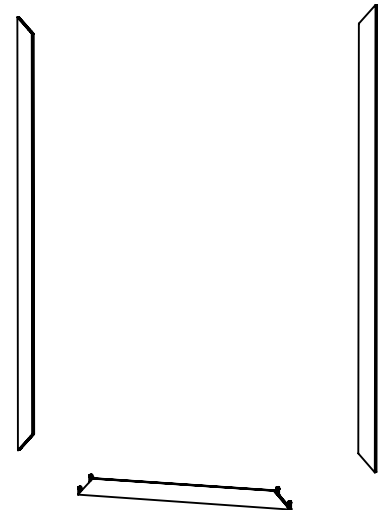
4" Frame Assemblies use 16
Corner Keys
1" Frame Assemblies use 8
Corner Keys

Assemble the three full extrusions together first. The use of a rubber Mallet may be necessary.

Insert the corner keys into the last remaining extrusion(s), then complete the assembly of the frame.



Two Piece Slotted
side will always be
the last side to
complete the frame



APPROVED
By dwilliams at 2:42 pm, Nov 04, 2010



B&N INDUSTRIES
650.593.4127
WWW.BNIND.COM