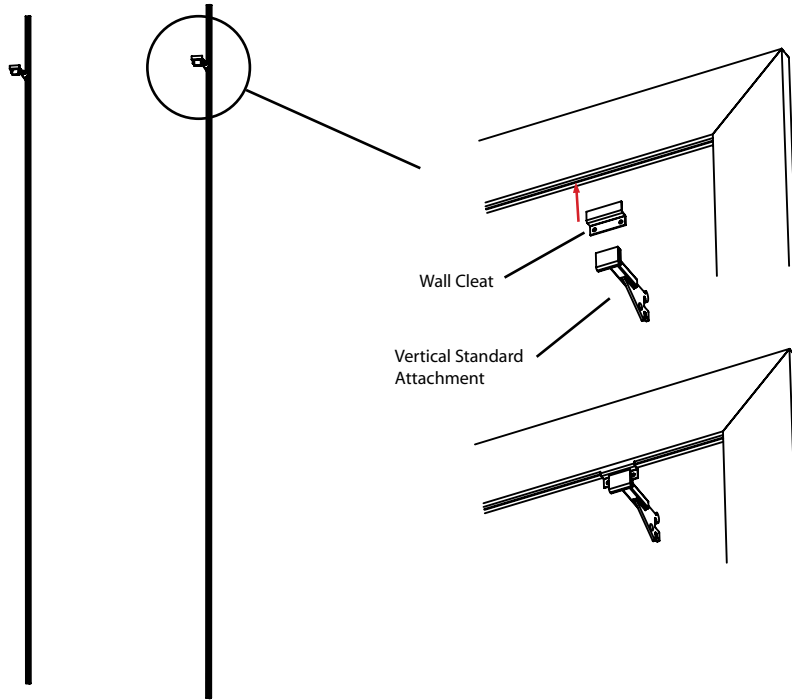


# Assembly & Installation Instructions

## QUADRI: 9.2 STANDARDS EXTENSION



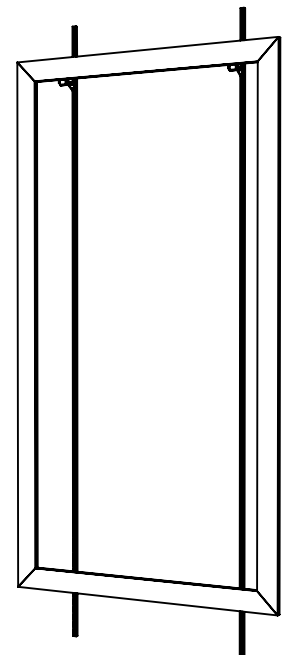
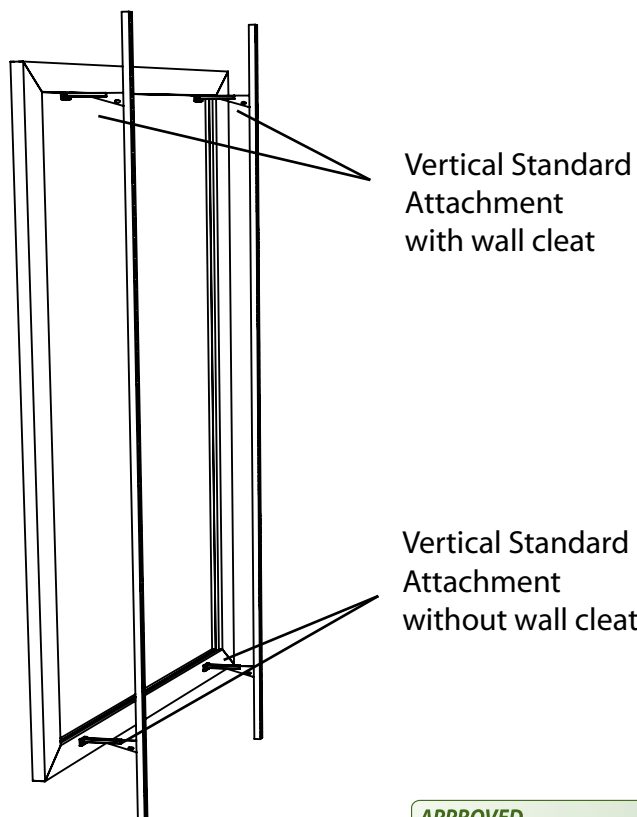
Vertical Standard attachments are used to mount the frames to existing wall standards and are used in conjunction with the Quadri system wall cleats.

1) Mount the 2 top vertical standards attachment on the wall, making sure they are level to one another.

2) Insert one end of the wall cleat into the open slot on the Vertical Standard Attachment.

3) Lift frame ( with graphic already inserted) onto the wall cleat. The cleat should sit between the back of the graphic and the inner wall of the frame.

4) Another 2 standards attachments are mounted near the bottom of the frame to prevent swinging. Wall cleats are not used on these two brackets.



**APPROVED**  
By dwilliams at 2:44 pm, Nov 04, 2010



B&N INDUSTRIES  
650.593.4127  
WWW.BNIND.COM